

Skills LGF Dashboard

Executive Board: SKILLS - Local Growth Fund

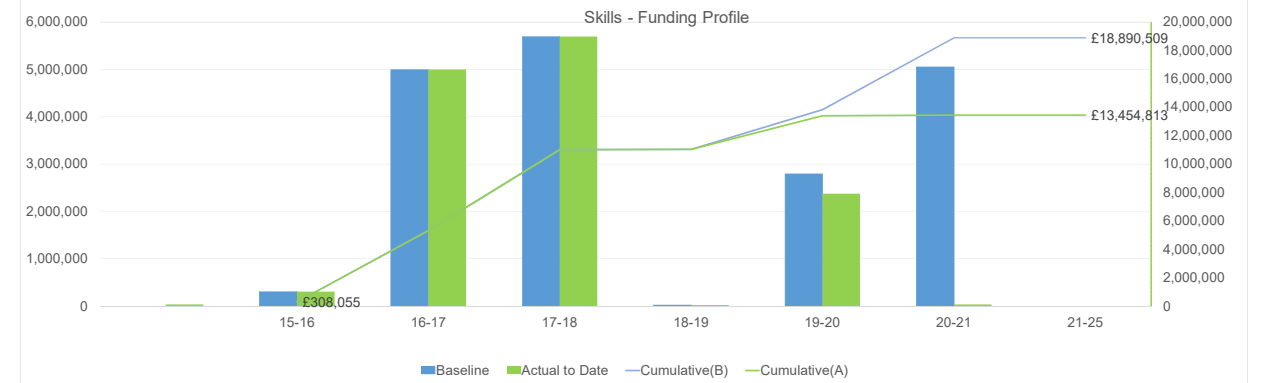
This Quarter: Q1 2020-21

Financial Progress

Indicative Local Growth Fund Allocation	In Contract	Pending Contract	Projects (No.)	Total	Complete	In Delivery	Pending Contract	Pipeline
£28,000,000	£18,890,509	0	13	£18,890,509	£308,055	£18,582,454	0	0

Local Growth Funding	This Quarter	Financial Year									
		15-16	16-17	17-18	18-19	19-20	20-21	21-25	26-30	Total	
Baseline		£308,055	£5,000,000	£5,700,844	£28,055	£2,801,070	£5,052,485	£0	£0	£18,890,509	
Actual to Date	£ 40,694	£308,055	£5,000,000	£5,700,844	£28,055	£2,377,165	£40,694	£0	£0	£13,454,813	
Forecast		£0	£0	£0	£0	£494,847	£3,812,237	£1,128,612	£0	£5,435,696	
Variance		£0	£0	£0	£0	£70,942	£-1,199,554	£1,128,612	£0	£0	
% Progress		100%	100%	100%	100%	85%	1%	-	-	71%	

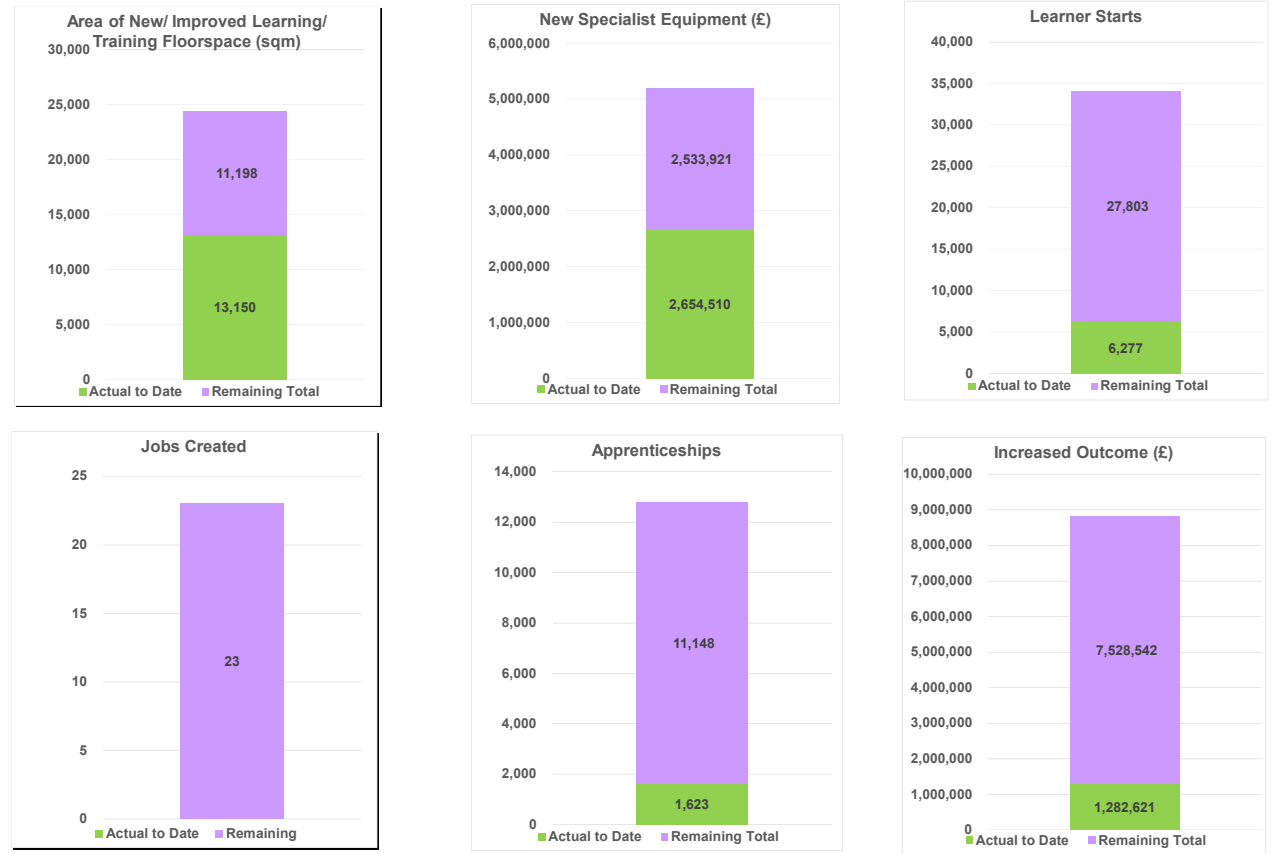
Comments:
The programme consists of 13 projects; 5 projects have £5.4m profiled to spend in 2020/21 and the remainder have spent their grant in full. Claims of £1.07m have been received for Q1, this includes to clear the 2019/20 accruals, £41k of which has been paid and the rest are undergoing evidence checks. Further grant of £4.3m is to be claimed by 31/03/2020 to meet spend targets. A change request has been received which notes £1.1m forecast to be defrayed in 2021/22, a remedial plan is being reviewed given the programme end date remains unchanged.



Outcomes

This Quarter	Financial Year									
	15-16	16-17	17-18	18-19	19-20	20-21	21-25	26-30	Total	
Area of New/ Improved Learning/ Training Floorspace (sqm)										
Baseline	1,635	7,213	0	3,302	1,000	11,198	0	0	24,348	
Actual to Date	1,635	7,213	0	3,302	1,000	0	0	0	13,150	
Forecast	0	0	0	0	0	10,000	1,198	0	11,198	
Variance	0	0	0	0	0	-1,198	1,198	0	0	
Progress towards forecast	100%	100%	-	100%	100%	0%	-	-	54%	
New Specialist Equipment (£)										
Baseline	0	0	594,811	0	2,065,900	2,527,720	0	0	5,188,431	
Actual to Date	0	0	594,811	0	2,059,699	0	0	0	2,654,510	
Forecast	0	0	0	0	0	2,533,921	0	0	2,533,921	
Variance	0	0	0	0	-6,201	6,201	0	0	0	
Progress towards forecast	-	-	100%	-	100%	0%	-	-	51%	
Learner Starts										
Baseline	0	0	990	3,215	3,099	3,111	14,621	9,044	34,080	
Actual to Date	0	0	264	3,132	2,881	0	0	0	6,277	
Forecast	0	0	0	0	0	2,946	14,358	9,337	26,641	
Variance	0	0	-726	-83	-218	-165	-177	-293	-1,162	
Progress towards forecast	-	-	27%	97%	93%	0%	0%	0%	18%	
Apprenticeships										
Baseline	0	0	229	297	565	1,348	5,566	4,766	12,771	
Actual to Date	0	0	141	895	587	0	0	0	1,623	
Forecast	0	0	0	0	0	1,100	5,498	5,082	11,680	
Variance	0	0	-88	598	22	-248	-19	-24	532	
Progress towards forecast	-	-	62%	301%	104%	0%	0%	0%	13%	
Increased Income (£)										
Baseline	0	0	0	1,235,621	1,337,430	90,000	900,000	5,248,112	8,811,163	
Actual to Date	0	0	0	1,237,621	45,000	0	0	0	1,282,621	
Forecast	0	0	0	0	1,302,430	90,000	900,000	5,248,112	7,540,542	
Variance	0	0	0	2,000	10,000	0	0	0	12,000	
Progress towards forecast	-	-	-	100%	3%	0%	0%	0%	15%	
Jobs Created										
Baseline	0	0	0	0	3	5	15	0	23	
Actual to Date	0	0	0	0	0	0	0	0	0	
Forecast	0	0	0	0	1	7	15	0	23	
Variance	0	0	0	0	-2	2	0	0	0	
Progress towards forecast	-	-	-	-	0%	0%	0%	0%	0%	

Outputs/Outcomes Comments:
The approval of projects since the last cycle has resulted in slightly adjusted data. Excellent progress continues on 'Floorspace', 'New Specialist Equipment' and 'Increased Income' with a movement of 2 'Jobs Created' from 2019/20 to 2020/21. We are 5 years into a 15 year delivery profile for 'Learner Starts' and 'Apprenticeships' with progress noting lower learner starts and increased apprenticeships than expected. Recent management action sought to disaggregate down to demographic data. This data implies that historically lower level courses have been delivered, we continue to work with scheme promoters to consider the rationale and impact of this strategically. There are concerns that the pandemic may impact upon future uptake of courses/apprenticeships and therefore LGF delivery profiles. Close management of this continues and change control, if required, will be considered at a future date.

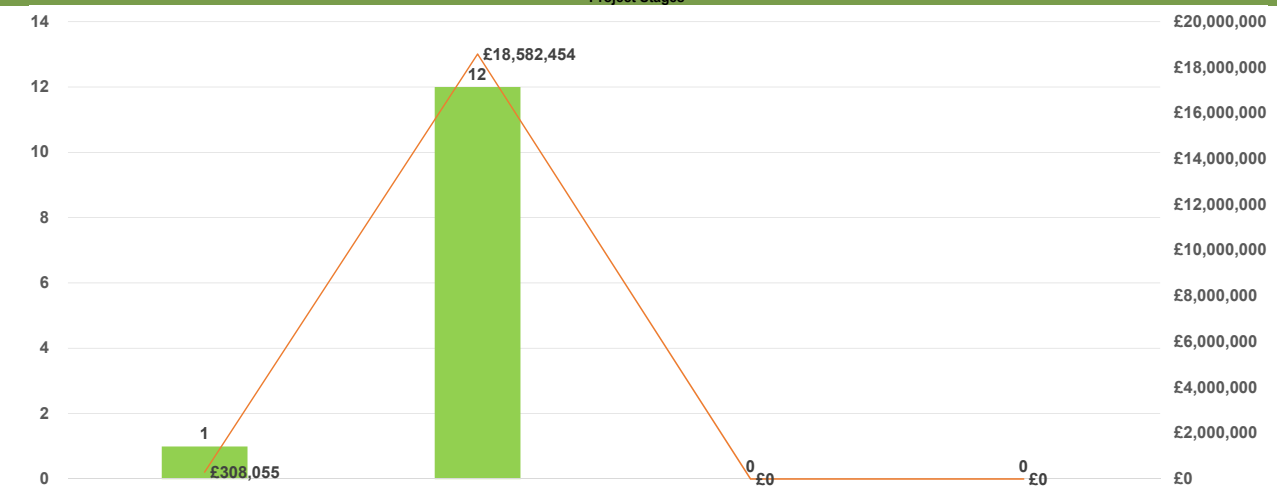


Risk Log

Risk No.	Risk Event	Consequence	Mitigation	Likelihood (1-5)	Impact (1-5)	Score (1-25)
1	Reputation of scheme promoters and MCA negatively impacted by underperformance	Programme under performance on spend and deliverables, impact on securing future funding for other programmes.	Collaboration continues to understand why lower level courses were favoured and to inform future strategic activity. Change control will be formally implemented were required to address agreed changes.	2	3	6
2	Impact of pandemic on meeting spend profile for 2020/21	Underperformance against targets and possibly return of funding	Change control underway to consider phasing of works to enable delivery where possible within the LGF programme window. Impacts outside these parameters are being reviewed to consider appropriate mitigation.	3	4	12
3	Learner starts and apprenticeships lower than expected as a result of reduced capacity for on-site learning in the medium term	Inability to achieve outcomes to profile	Scheme promoters continue to adjust learning to accommodate on-line portals and reduced numbers within practical settings. Disaggregation of data and scrutiny of demographics ongoing to determine impact and justifications for any under performance generally. Change control to be considered once in a position to more accurately forecast impact.	3	3	9

Risk Assessment Comments: Despite 8 projects being financially complete risk remains on the ability to meet spend and deliverables targets considering the impact of the pandemic. Reviews to date have noted that change control may be required to address this and agree appropriate mitigation once impacts can be reasonably considered. Furthermore, the disaggregation exercise has highlighted aspects of delivery that require further scrutiny. Based on the risk

Project Stages



Skills LGF Dashboard

AR assessment, an Amber/Red rating has been applied.

Complete

In Delivery

Pending Contract

Pipeline